



**Probing Solutions.
Made in Germany.**

EN



TETRIS[®] SERIES

High Impedance Active Probes up to 2.5 GHz




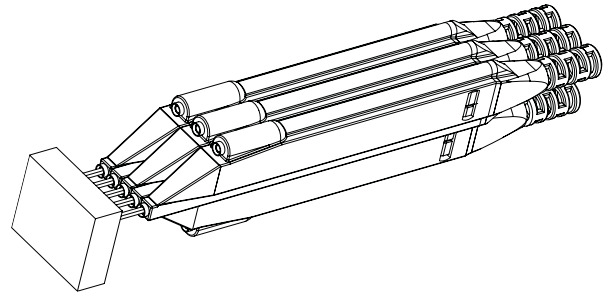
Datasheet



About TETRIS® Series

The active probes of the TETRIS® series offer a wide dynamic measurement range of $\pm 8V$ and up to 2.5 GHz bandwidth. With a very high input resistance of $1 M\Omega$, low input capacitance of $0.9 pF$ and useful standard accessories the TETRIS® series probes are ideal for a wide range of low and high frequency measurements.

Individual contacting options, including the unique in-line probing system for multi-contacting adjacent pin connectors in 2.54 mm pitch, and the universal BNC connector for measurement instruments with 50Ω input make the active probe TETRIS® series universally applicable in every lab.



Specifications

	TETRIS® 1000	TETRIS® 1500	TETRIS® 2500
Order-Number	881-000-INT	881-500-INT	882-500-INT
Electrical Specifications			
Attenuation Ratio *	10:1	10:1	10:1
Dynamic Measuring Range *	$\pm 8V$	$\pm 8V$	$\pm 8V$
Bandwidth *	1 GHz	1.5 GHz	2.5 GHz
Maximum Rated Input Voltage *	20V	20V	20V
Input Resistance *	$> 1 M\Omega$	$> 1 M\Omega$	$> 1 M\Omega$
Input Capacitance (System)	$0.9 pF$	$0.9 pF$	$0.9 pF$
Oscilloscope Input Coupling	50Ω AC / DC	50Ω AC / DC	50Ω AC / DC

Mechanical Specifications	
Weight (probe only)	96 g
Cable Length	1.3 m
Probe Input Sockets	0.64 mm square / 0.8 mm round
Output Connector	BNC (male)

Environmental Specifications		
Altitude	operating	up to 2000 m
	non-operating	up to 15000 m
Temperature Range	operating	$0^{\circ}C$ to $+50^{\circ}C$
	non-operating	$-40^{\circ}C$ to $+71^{\circ}C$
Maximum Relative Humidity	operating	80 % relative humidity for temperatures up to $+31^{\circ}C$, decreasing linearly to 40% at $+50^{\circ}C$
	non-operating	95 % relative humidity for temperatures up to $+40^{\circ}C$

This product comes with 2 years warranty. Specifications that are not marked (*) as guaranteed are typical.

Max. Input Voltage and Dynamic Measuring Range

The TETRIS® probe is protected against electro-static-discharge voltage (ESD). Applying input voltages outside the specified limits can result in a defect of the probe's amplifier.

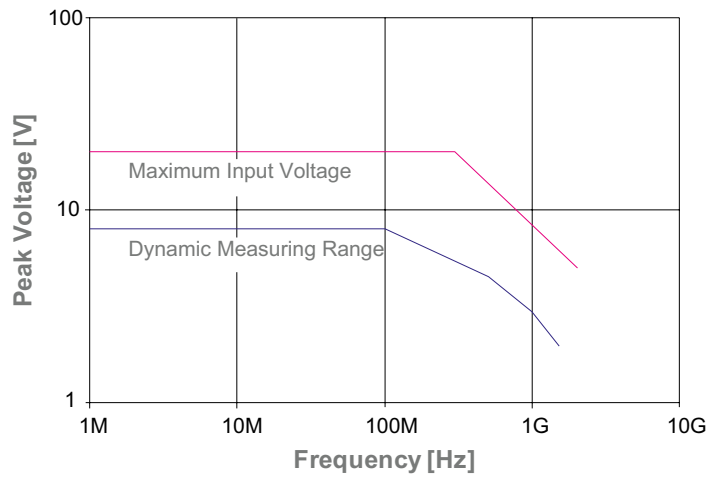


The maximum amplitude of the applied signal may not exceed the limits stated by the graph below to counter harmonic distortion and avoid input linearity errors. (Dynamic Measurement Range).



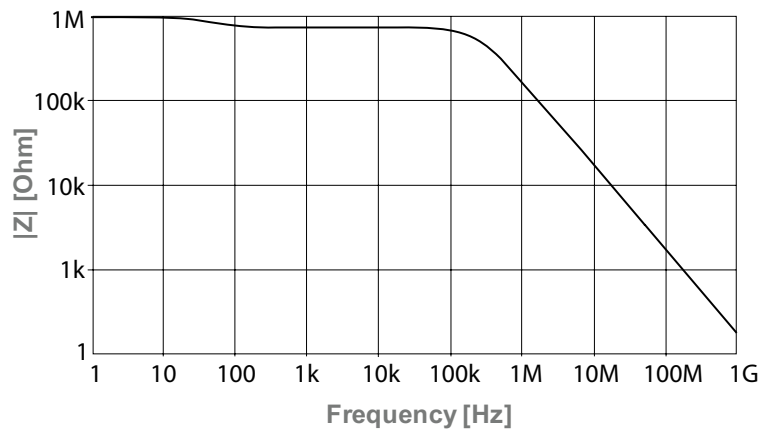
The maximum amplitude of the input signal may not exceed the limits state by the graph below to avoid damage to the probe. (Maximum Input Voltage).

Input Voltage vs. Frequency TETRIS® 1000 / 1500 / 2500

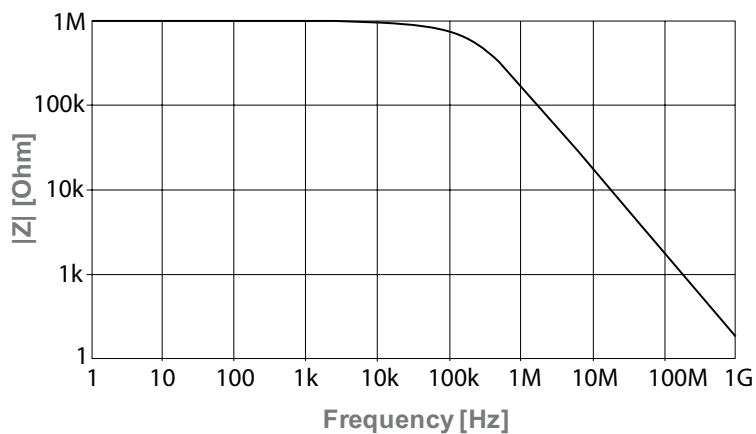


Note that the input impedance of the probe decreases as the frequency of applied signal increases.

Typical Input Impedance TETRIS® 1000 / 1500



Typical Input Impedance TETRIS® 2500



Probe Accessories

The parts supplied are **highlighted**, see also "Scope of Delivery".

P25-2 /-0 Pico Hook™ (red / black)

890-502-000 QFP IC-Clips short to 0.5 mm Pitch (1 Pair yellow / green)

890-502-130 QFP IC-Clips long to 0.5 mm Pitch (1 Pair yellow / green)

890-100-150 10 Self-Adhesive Cu-Pads (2 x 2 cm)

890-700-108 Set 10 PCB Adapter
890-700-258 Set 25 PCB Adapter

890-800-001 Set 5 Spring Tips

890-800-000 Set 5 Solid Tips

018-291-103 Ground Blade

890-720-813 Y-Lead Adapter to open Leads 3 cm

890-720-816 Y-Lead Adapter to open Leads 6 cm

890-720-800 Y-Lead Adapter to 0.8 mm Sockets

890-500-800 L-in Adapter

890-291-105 Ground Leaf

890-400-804 Ground Lead 90° 10 cm

890-400-803 Ground Lead 90° 5 cm

890-400-809 Ground Lead 13 cm

890-400-808 Ground Lead 7 cm

PS-01 Power Supply

Primary Adapter

USA UK EU

890-020-916 Marker Bands 4x red, yellow, green, blue

Scope of Delivery

Accessories delivered with each probe are highlighted in the graphical overview.

Items	Qty	Items	Qty
Probe TETRIS	1	Marker Bands (4 colors)	4
Calibration Certificate	1	Ground Lead 7 cm	1
Instruction Manual	1	Pair of Picohooks™ (black / red)	2
Power Supply PS-01 with Primary Adapters for EU, UK and USA	1	Y-Lead Adapter to 0.8 mm Sockets	1
Case	1	PCB Adapter	1
Ground Lead 13 cm	1	Ground Blade	1
Ground Lead 90° 5 cm	1	Self adhesive Cu Pad (2 cm x 2 cm)	2
Ground Lead 90° 10 cm	1	Solid Tip	1
Ground Leaf	1	Spring Tip	1
L-in Adapter	1	Z-Ground	1

Ordering Information

A power supply unit is already included in the scope of delivery.

Article	Order Number
TETRIS 1000	881-000-INT
TETRIS 1500	881-500-INT
TETRIS 2500	882-500-INT

Manufacturer

PMK Mess- und Kommunikationstechnik GmbH
Koenigsteinerstrasse 98
65812 Bad Soden am Taunus, Germany

Phone: +49 (0) 6196 5927 - 930
Fax: +49 (0) 6196 5927 - 939

Internet: www.pmk.de
E-Mail: sales@pmk.de

Copyright © 2022 PMK - All rights reserved.

Information in this publication supersedes that in all previously published material.
Specifications are subject to change without notice.